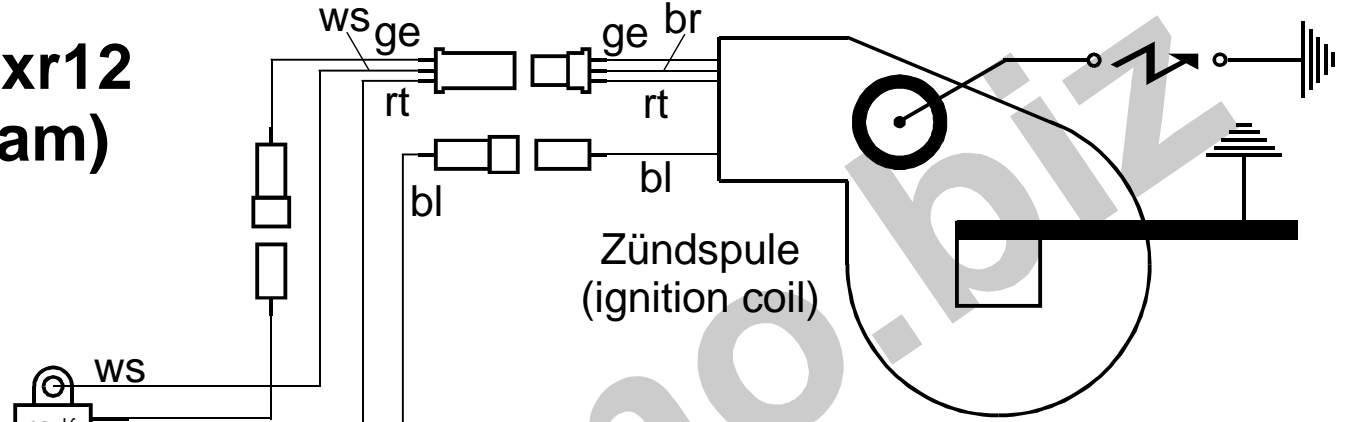
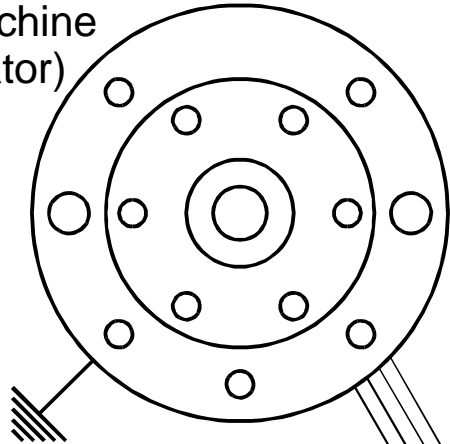


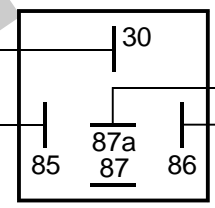


Schaltplan 71xr12 (wiring diagram)

Lichtmaschine
(generator)

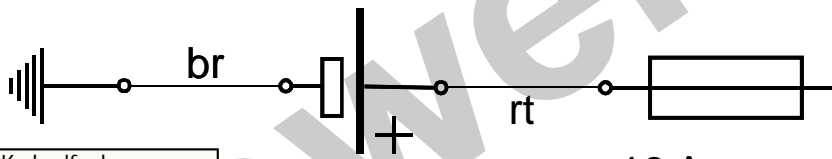
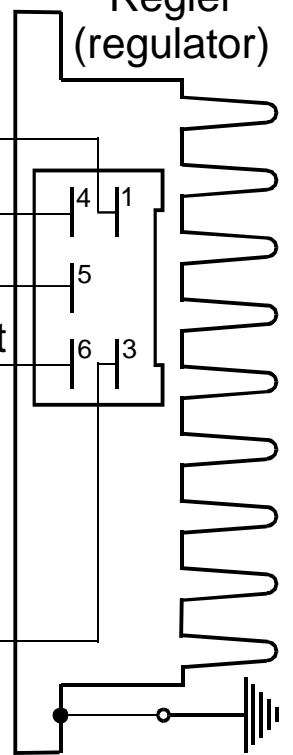


Zündspule
(ignition coil)



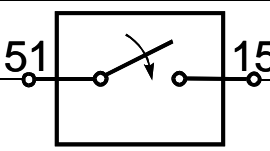
Relais
(relay)

Regler
(regulator)

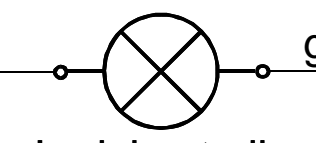


Batterie
(battery)

16 Ampere
Sicherung
(fuse)



Zündschloß
(ignition lock)



Ladekontrolle
(charge control)
nur (only) 12V

Bordnetz
(existing electric system)

- Kabelfarben
(wiring colours):
- bl = blau (blue)
 - br = braun (brown)
 - ge = gelb (yellow)
 - gn = grün (green)
 - gr = grau (grey)
 - rt = rot (red)
 - sw = schwarz (black)
 - ws = weiß (white)